


OPPO 203/205 ,103D/105D BD ROM driver stabilizer installation guide.


1. unscrew 6 drivers in outside and 2 drivers in rotor.



replace with new rotor and screw 2 bolts

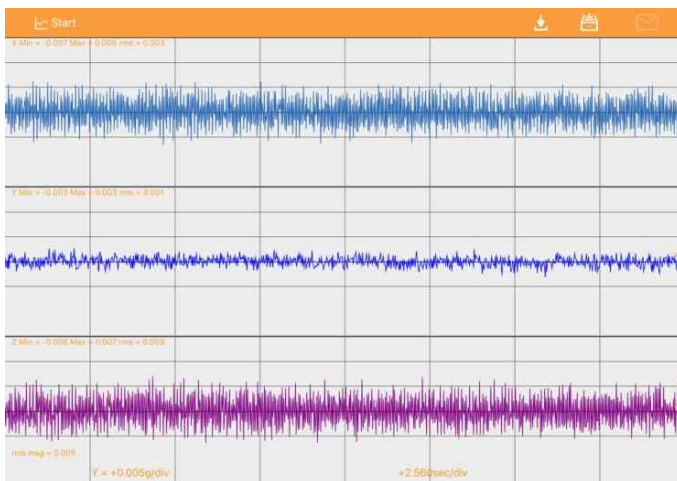


Place with new cover and screw 6 bolts



Finished .

Vibration measure (before)



Vibration measure (after)

